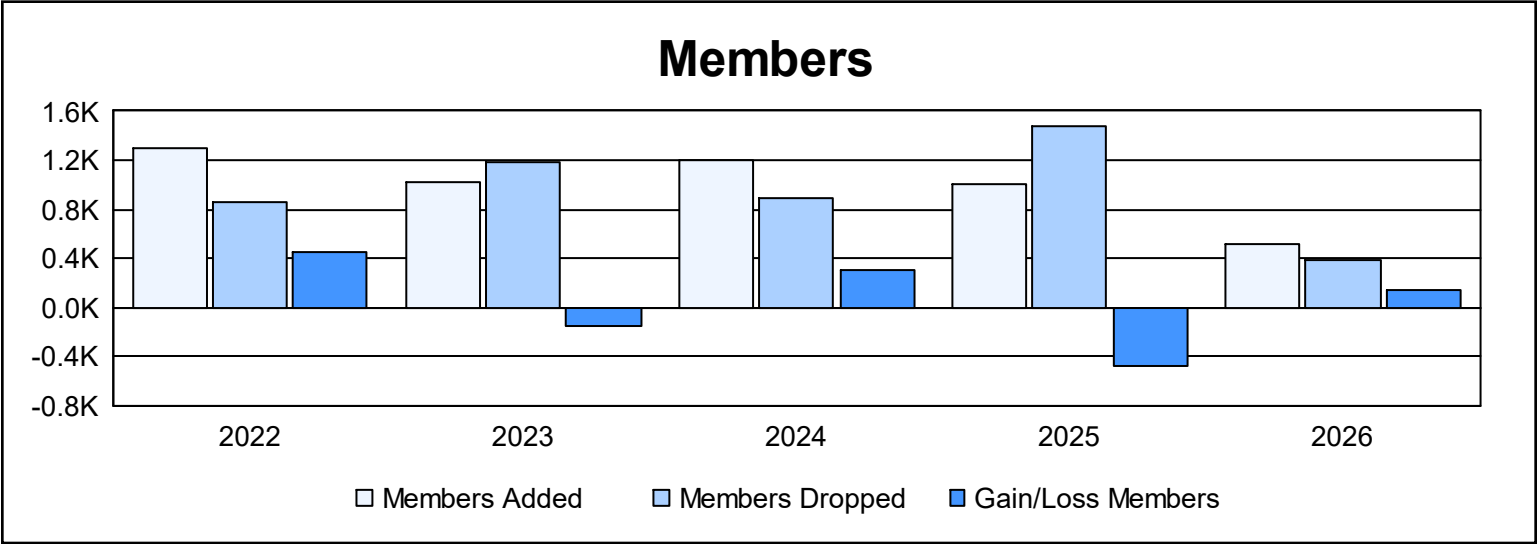
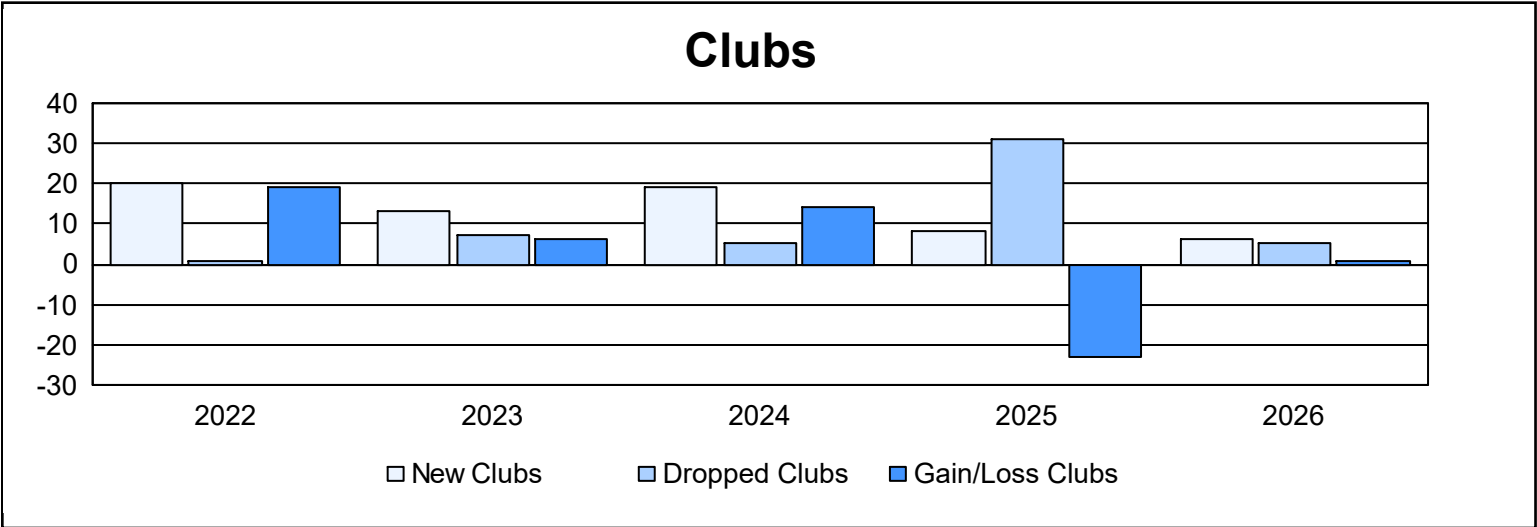
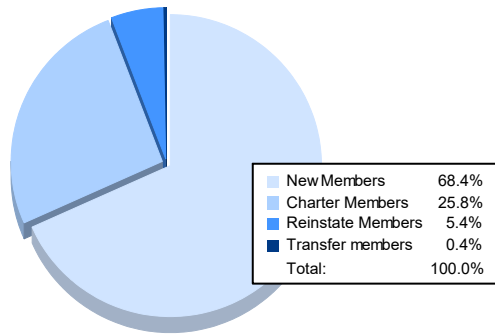


| Year | New Clubs | Dropped Clubs | Gain/ Loss Clubs | New Members | Charter Members | Reinstate Members | Transfer Members | Total Member Added | Total Members Dropped | Gain/ Loss Members |
|-----------|-----------|---------------|------------------|-------------|-----------------|-------------------|------------------|--------------------|-----------------------|--------------------|
| 2021-2022 | 20 | 1 | 19 | 723 | 537 | 29 | 6 | 1,295 | 852 | 443 |
| 2022-2023 | 13 | 7 | 6 | 627 | 317 | 66 | 18 | 1,028 | 1,178 | -150 |
| 2023-2024 | 19 | 5 | 14 | 630 | 502 | 60 | 13 | 1,205 | 898 | 307 |
| 2024-2025 | 8 | 31 | -23 | 649 | 231 | 78 | 42 | 1,000 | 1,469 | -469 |
| 2025-2026 | 6 | 5 | 1 | 353 | 133 | 28 | 2 | 516 | 380 | 136 |
| Average | 13 | 10 | 3 | 596 | 344 | 52 | 16 | 1,009 | 955 | 53 |



Membership Composition December 2025 Cumulative



Gender Composition December 2025 Cumulative

